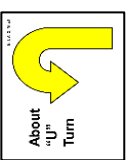
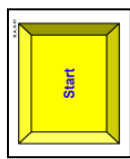


Rally Class: Choice 35 Judge: Brobst

2 (#111)

3 (#37)

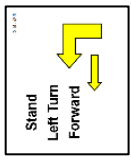
1 (#8)



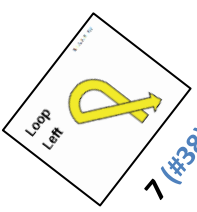
15 (#211)



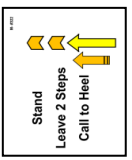
14 (#215)



7 (#38)



13 (#322)



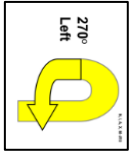
12 (#120)



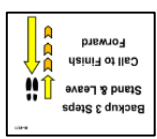
9 (#313)



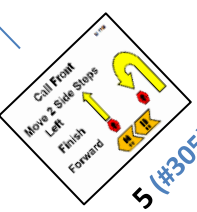
10 (#10)



11 (#311)



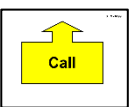
5 (#305)



6 (#321)



4 (#204)



Rally Class: Choice 35 Judge: Brobst

Station #	Sign #	Sign Name
1	8	About "U" Turn
2	111	HALT - Call Front - Finish Left
3	37	Loop Right
4	204	Moving Down - Walk Around
5	305	Call Front - Move 2 Side Steps Left - Finish Forward
6	321	Dog Circles Right Around Handler - Handler Circles Left
7	38	Loop Left
8	123	2 Side Steps Right - Forward
9	313	Dog Spins Left - Forward
10	10	270° Left Turn
11	311	Backup 3 Steps - Stand & Leave - Call to Finish - Forward
12	120	Left Turn - Dog Circles Right - Forward
13	322	Stand - Leave 2 Steps - Call to Heel
14	215	Stand - Left Turn - Forward
15	211	Double Left About Turn

Greetings to a wonderful day of Rally!

(A few reminders)

- The AKC Rally Regulations and descriptions of the signs are available for your reference on the stewards' table. I shall be happy to answer any questions about the signs (short of instructing how to perform exercises) and make any needed adjustments and clarifications during the walk through.
- Nothing hanging from the dog's collar or food/toys in the ring; no gum/food in handler's mouth.
- For Novice and Intermediate classes, please try to keep a loose leash as I don't want to deduct a point for each tight leash and if the leash gets tangled, please fix it. No asking necessary! No jerking of the leash; might be a "NQ".
- Timing starts when I say "forward" (dog does not have to sit at start) and ends when you cross the "finish" station. In Excellent remember to proceed to the "Sit Stay" station after crossing the "finish".
- Please REMEMBER: Luring (appearance of having a treat in your hand) or pleading is now a substantial deduction or might be a "NQ" if excessive.
- NO RETRIES ALLOWED for the Excellent "Sit Stay" exercise and for the Advanced/Excellent "jump" exercises. NO RETRIES ALLOWED IN THE MASTER AND CHOICE CLASSES.
- If you retry an exercise, you performed incorrectly, please remember to turn around and re-approach the sign as if you are starting over, NOT just the part that was performed incorrectly.
- Please remember to **PAUSE** in heel position on any of the walk around exercises!
- Please be careful of your feet as there should be NO movement of your feet after you come to a halt except when noted.
- WATCH HOW YOU PERFORM YOUR PIVOTS (Advanced/Excellent/Master/Choice classes)! Please stay in the same location so you don't have any forward movement! Also, dog and handler MUST 'pivot' together.
- If you get lost on the course, please take your time and get your bearings. Accuracy is more important than the time! Please remember all signs have to be attempted!
- Touching the dog will be a handler error except for untying the leash in Novice and Intermediate and standing the dog in the Advanced and Intermediate classes. Please remember no clapping or patting your leg in the Excellent, Master and Choice classes.
- Dogs must remain under control when entering and exiting the ring; if not, you may be penalized.
- The **great part** is that you can talk and encourage your dog to your heart's content! Remember to breathe and have FUN!!
- BEST OF LUCK AND ENJOY YOUR RALLY RUN WITH YOUR BEST BUDDY! CROSS OUR FINGERS - GREEN RIBBONS TO EVERYONE!

Rally Class: Choice 35 Judge: Brobst